



SSA #45 Commissioners

Monthly Report

February 2019

Mr. Dorian Johnson

SSA #45 Project Manager

FSCDC

9923 S. Halsted Suite D

Chicago, IL 60628

Table of Contents

General Information.....3-4

Introduction and Announcements.....I

Progress on Previously Identified Problems.....II

Summary from Data Collected.....III

Graphs (February 2019)

Crimes Per Day Graph.....5

Types of Crimes in SSA 45 Graphs

All Crimes That Have Occurred in the 34th Ward



February 2019

RE: February Statistical Analysis for SSA #45

Greetings Business Owners, Commissioners and 34th Ward Residents,

Business is going very well in the SSA 45 district. In the month of February, only eight crimes were reported in the business district, which is half of what was reported in January.

We're on the right track to making sure our businesses are consistently kept safe and it's your commitment and partnership with our security patrol that makes this journey that much easier.

Please accept this report as documentation of the crime that has occurred in the SSA and surrounding areas during the month of February.

Have a great week!

Regards,

Dorian Johnson
Project Manager SSA# 45

I. INTRODUCTION AND ANNOUNCEMENTS:

The Special Service Area program is a mechanism to fund expanded services and programs. To encourage stability and development within the business district and community by promoting business improvement programs, economic development initiatives, safety programs and a clean environment. The general boundary of the SSA includes both sides of Halsted between north 115th Street and south 99th Street; both sides of 103rd Street between Morgan and Lowe; and along Vincennes between 115th and 111th Street. Roll call 9:45am daily except Friday and Saturday 11:45am closed Sundays and Holidays unless noted.

II. PROGRESS ON PREVIOUSLY IDENTIFIED PROBLEMS:

SSA #45 officers are required to mitigate problems that arise on a daily basis. However, in the event a problem has occurred, SSA #45 officers have a response time of less than 3 minutes.

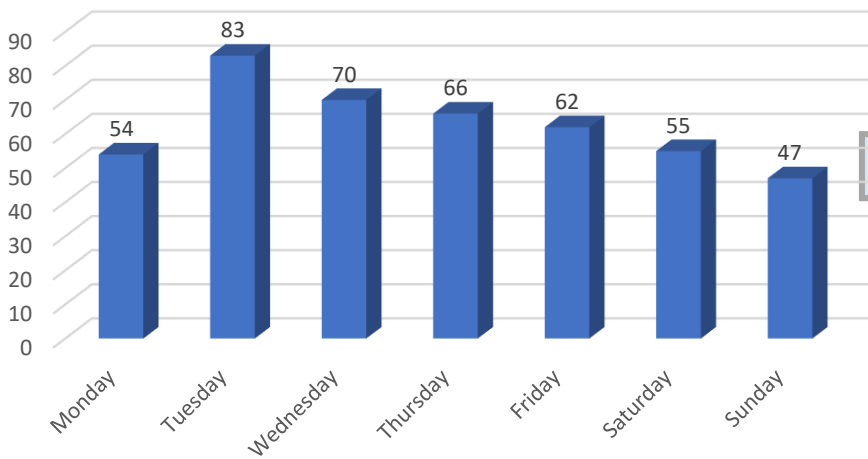
III. SUMMARY FROM DATA COLLECTED:

The statistics used for this report were collected from CPD data uploaded through ClearMap and AGB Investigative Services security professionals. This report accounts for data collected February 1 through February 28. According to the data, AGB continued to have an impeccable impact on the 34th Ward, and more specifically SSA 45. All of the crimes reported during the month were considered to be petty crimes, which is a direct impact of our security professionals patrolling the area. The entire ward experienced a large amount of crime, but the SSA 45 business district was kept safe. There were 437 crimes reported in the 34th Ward during the month, but only 8 crimes committed during AGB's working hours in SSA 45.

AS A RESULT OF AGB'S PRESENCE, CRIME IS HAPPENING IN THE SURROUNDING NEIGHBORHOODS, NOT THE SSA 45 BUSINESS DISTRICT.

Statistics & Graphs

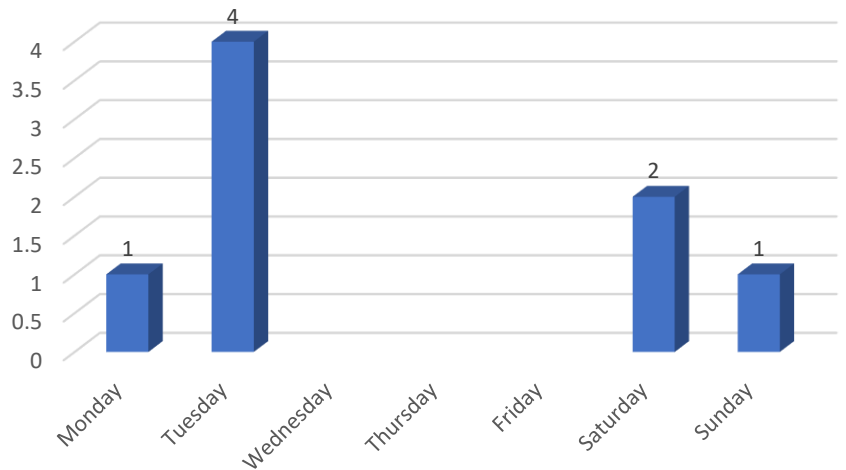
34th Ward Crimes



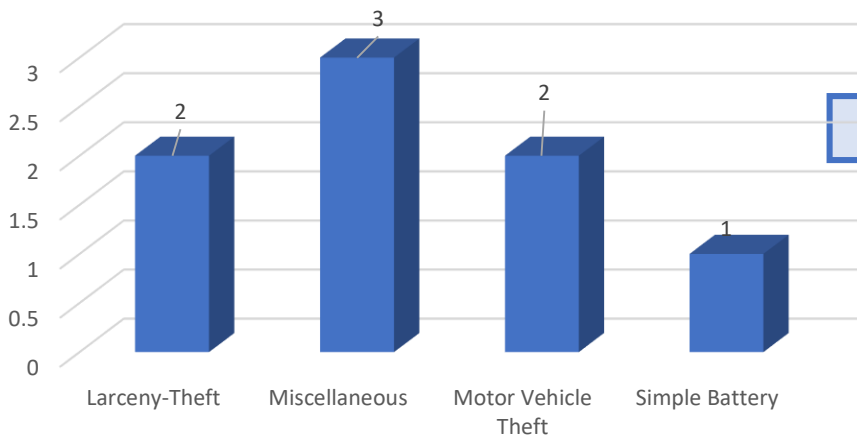
This graph represents the number of crimes that occurred daily in the 34th Ward boundaries during February. Tuesday and Wednesday represented the day when reports of crime were the highest for the second consecutive month, producing 83 and 70 crimes respectively for the month.

This graph represents the number of crimes that occurred daily in the SSA 45 boundaries during February. Tuesday was the highest day of crime in SSA 45. A total of 8 crimes were reported during the month of February, half the number reported in January.

SSA 45 Crimes



Specific Offenses



This graph represents the types of crimes that occurred in SSA 45 during February. There were four types: larceny theft, motor vehicle theft and miscellaneous crimes were the most prevalent crimes, totaling 8 of the crimes in the business district.