

SSA #45 Commissioners

Monthly Report

January 2019

Mr. Dorian Johnson  
SSA #45 Project Manager

FSCDC  
9923 S. Halsted Suite D  
Chicago, IL 60628

# Table of Contents

General Information.....	3-4
Introduction and Announcements.....	I
Progress on Previously Identified Problems.....	II
Summary from Data Collected.....	III
 <b>Graphs (January 2019)</b>	
Crimes Per Day Graph.....	5
Types of Crimes in SSA 45 Graphs	
All Crimes That Have Occurred in the 34 <sup>th</sup> Ward	



January 2019

RE: January Statistical Analysis for SSA #45

Greetings Business Owners, Commissioners and 34<sup>th</sup> Ward Residents,

I hope your new year has started off well and your business is doing great. We look forward to continuing our partnership with your business and keeping it as safe as possible.

As always, if you have any questions, please let us know how we can serve you better.

Please accept this report as documentation of the crime that has occurred in the SSA and surrounding areas during the month of January.

Have a great week!

Regards,

Dorian Johnson  
Project Manager SSA# 45

## **I. INTRODUCTION AND ANNOUNCEMENTS:**

The Special Service Area program is a mechanism to fund expanded services and programs. To encourage stability and development within the business district and community by promoting business improvement programs, economic development initiatives, safety programs and a clean environment. The general boundary of the SSA includes both sides of Halsted between north 115<sup>th</sup> Street and south 99<sup>th</sup> Street; both sides of 103<sup>rd</sup> Street between Morgan and Lowe; and along Vincennes between 115<sup>th</sup> and 111<sup>th</sup> Street. Roll call 9:45am daily except Friday and Saturday 11:45am closed Sundays and Holidays unless noted.

## **II. PROGRESS ON PREVIOUSLY IDENTIFIED PROBLEMS:**

SSA #45 officers are required to mitigate problems that arise on a daily basis. However, in the event a problem has occurred, SSA #45 officers have a response time of less than 3 minutes.

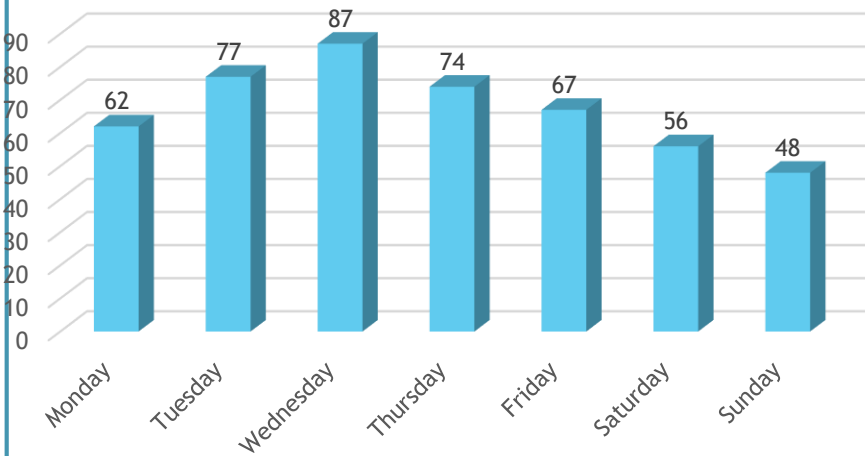
## **III. SUMMARY FROM DATA COLLECTED:**

The statistics used for this report were collected from CPD data uploaded through ClearMap and AGB Investigative Services security professionals. This report accounts for data collected January 1 through January 31. According to the data, AGB continued to have an impeccable impact on the 34<sup>th</sup> Ward, and more specifically SSA 45. All of the crimes reported during the month were considered to be petty crimes, which is a direct impact of our security professionals patrolling the area. The entire ward experienced a large amount of crime, but the SSA 45 business district was kept safe. There were more than 471 crimes reported in the 34<sup>th</sup> Ward during the month, but only 16 crimes committed during AGB's working hours in SSA 45.

***AS A RESULT OF AGB'S PRESENCE, CRIME IS HAPPENING IN THE SURROUNDING NEIGHBORHOODS, NOT THE SSA 45 BUSINESS DISTRICT.***

# Statistics & Graphs

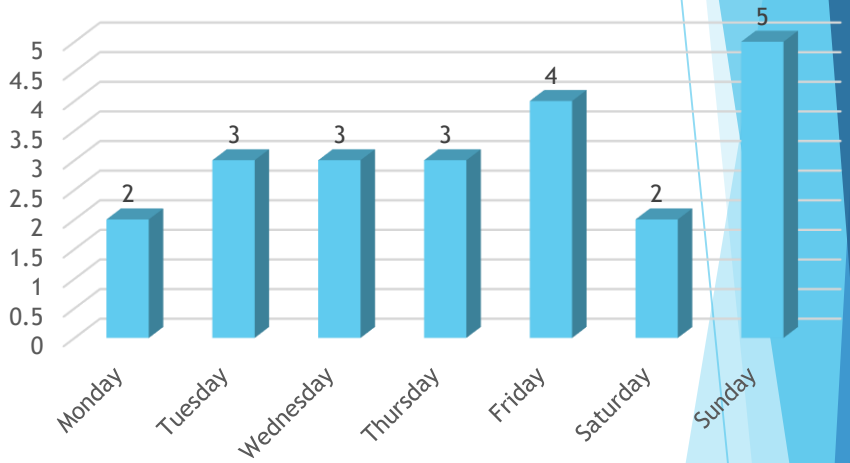
### 34th Ward Crimes by Day



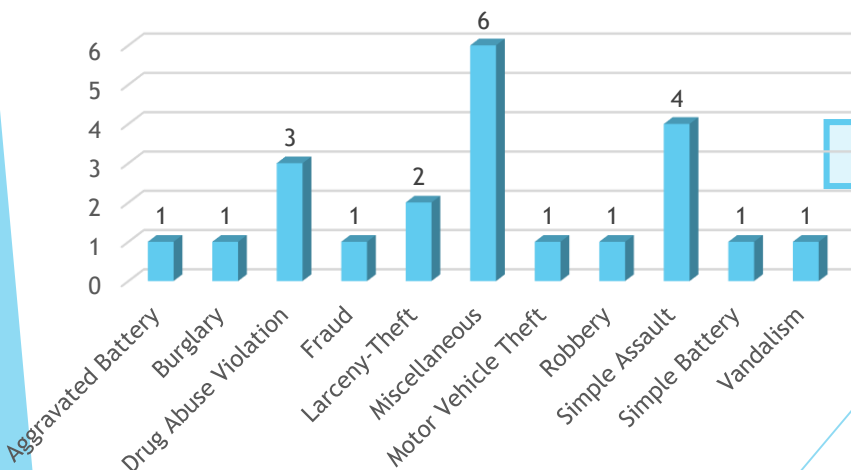
This graph represents the number of crimes that occurred daily in the 34<sup>th</sup> Ward boundaries during January. Tuesday and Wednesday represented the day when reports of crime were the highest, producing 77 and 87 crimes respectively for the month.

This graph represents the number of crimes that occurred daily in the SSA 45 boundaries during January. Sunday was the highest day of crime in SSA 45. A total of 16 crimes were reported during the month of January.

### SSA 45 Crimes



### Number of Offenses



This graph represents the types of crimes that occurred in SSA 45 during January. There were 11 types: motor vehicle theft, simple assault and drug abuse violations were the most prevalent crimes, totaling 13 of the crimes in the business district.