



SSA #45 Commissioners

Monthly Report

May 2019

Mr. Dorian Johnson

SSA #45 Project Manager

FSCDC

9923 S. Halsted Suite D

Chicago, IL 60628

Table of Contents

General Information.....3-4

Introduction and Announcements.....I

Progress on Previously Identified Problems.....II

Summary from Data Collected.....III

Graphs (May 2019)

Crimes Per Day Graph.....5

Types of Crimes in SSA 45 Graphs

All Crimes That Have Occurred in the 34th Ward



May 2019

RE: May Statistical Analysis for SSA #45

Greetings Business Owners, Commissioners and 34th Ward Residents,

I hope you all are having a great summer so far. During May, there were four arrests out of the 12 crimes committed during patrol officer's working hours.

SSA 45 patrol officers will continue working hard to mitigate nuisance crime in the business district.

Please accept this report as documentation of the crime that has occurred in the SSA and surrounding areas during the month of May.

Have a great week!

Regards,

Dorian Johnson
Project Manager SSA# 45

I. INTRODUCTION AND ANNOUNCEMENTS:

The Special Service Area program is a mechanism to fund expanded services and programs. To encourage stability and development within the business district and community by promoting business improvement programs, economic development initiatives, safety programs and a clean environment. The general boundary of the SSA includes both sides of Halsted between north 115th Street and south 99th Street; both sides of 103rd Street between Morgan and Lowe; and along Vincennes between 115th and 111th Street.

II. PROGRESS ON PREVIOUSLY IDENTIFIED PROBLEMS:

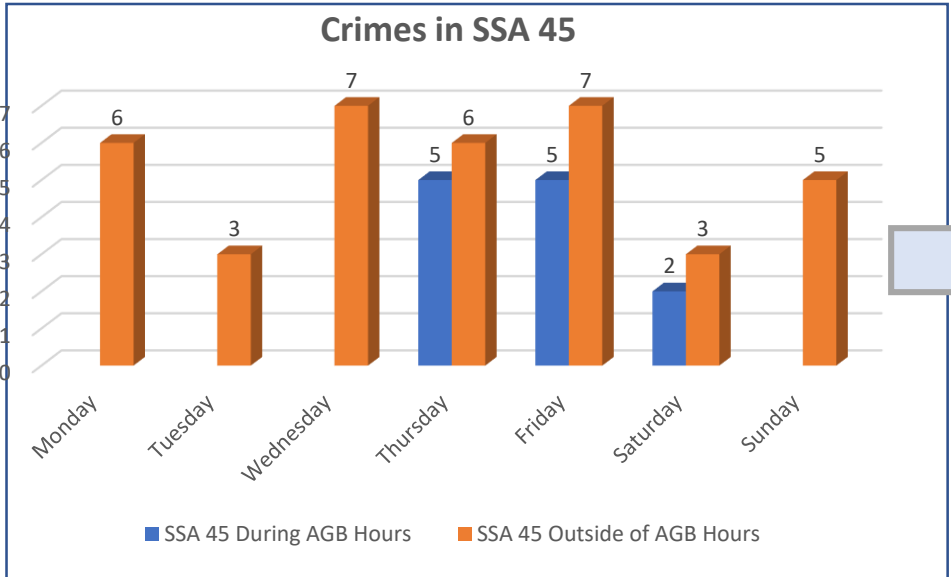
SSA #45 officers are required to mitigate problems that arise on a daily basis. However, in the event a problem has occurred, SSA #45 officers have a response time of less than 3 minutes.

III. SUMMARY FROM DATA COLLECTED:

The statistics used for this report were collected from CPD data uploaded through ClearMap and AGB Investigative Services security professionals. This report accounts for data collected May 1 through May 31. According to the data, AGB continued to have an impeccable impact on the 34th Ward, and more specifically SSA 45. All of the crimes reported during the month were considered to be petty crimes, which is a direct impact of our security professionals patrolling the area. The entire ward experienced a large amount of crime, but the SSA 45 business district was kept safe. There were 633 crimes reported in the 34th Ward during the month, but only 12 crimes committed during AGB's working hours in SSA 45.

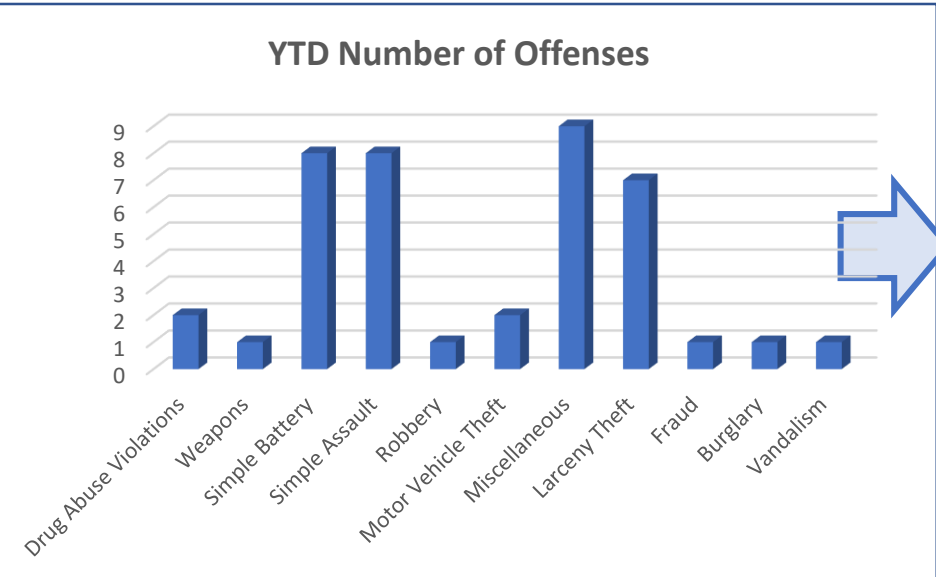
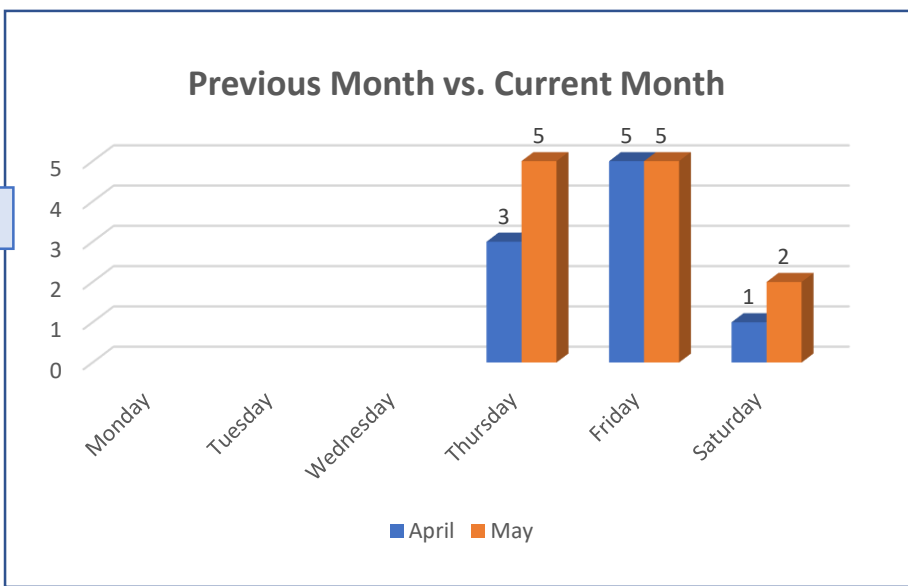
***AS A RESULT OF AGB'S PRESENCE, CRIME IS
HAPPENING IN THE SURROUNDING
NEIGHBORHOODS, NOT THE SSA 45 BUSINESS
DISTRICT.***

Statistics & Graphs



This graph represents the number of crimes that occurred daily in the SSA 45 boundary during May. Only 12 crimes occurred in the business district during hours AGB officers were present compared to the 37 that occurred outside of AGB working hours.

This graph represents the number of crimes that occurred daily in the SSA 45 boundaries during May compared to crimes in April. In May, there were 3 more crimes reported in the business district than those reported in April.



This graph represents the types of crimes that occurred in SSA 45 during AGB working hours. There have been 41 crimes that have occurred since AGB officers have started patrolling the business district again.